




professional sample kit for development and research

## CC0402 Sample Kit XL

 Kondensatorsortiment  
Capacitor Designer Kit

 Baugröße: 0402  
Component size: 0402

 RoHS konform  
RoHS Compliance



Sortiment / sample kit

### Wesentliche Merkmale

- ◆ Bauteilgröße
  - ◆ Großer Wertebereich
  - ◆ IEC Reihe
  - ◆ Bauteilzahl pro Wert
  - ◆ RoHS konform
  - ◆ Praktisches Ordner Sortimentsystem
- 0402  
6 Dekaden  
E6  
100 Stück ✓

### Features

- ◆ Component size
  - ◆ Wide range of values
  - ◆ International standard IEC
  - ◆ number of components per value
  - ◆ RoHS Compliance
  - ◆ convenient folder - sample kit system
- 0402  
6 decades  
E6  
100 pieces ✓

### Anwendungen

- ◆ Entwicklung
- ◆ Forschung
- ◆ Labor

### Applications

- ◆ Development
- ◆ Research
- ◆ Labor

Please be aware that an important notice concerning availability, standard warranty, and use in applications of AGL Technology GmbH products and disclaimers thereto appears at the end of this data sheet.

Products and company names listed are trademarks or trade names of their respective companies.


Copyright © 2008 AGL Technology GmbH

[www.sample-kits.com](http://www.sample-kits.com)

## Foliensystem und Bauteilentnahme. Foil - system and how to take out the components.



Foliensystem / foil - system



in Benutzung / in use

## Eigenschaften des Sortiments Characteristics of the sample kit

Bezeichnung Parameter	Wert Value	Einheit Unit
Bauteilgröße Component size	0402	
Bauteiltoleranz Tolerance of the Components	Siehe Tabelle: „Sortiment Inhalt“ See table: „Sample Kit Content“	
Wertebereich Range of values	0,47pF - 100nF	
IEC-Reihe IEC standart	E-6	
Anzahl der Werte Number of values	36	
Bauteile pro Wert Number of parts per value	100	Stück pieces
Bauteile gesamt Number of parts in total	3600	Stück pieces
RoHS konform RoHS Compliance	✓	
Sortimentsystem Sample kit system	A4 Ringordner A4 ring binder	
Abmessungen (L x B x H): Dimensions (l x w x h)	ca. / approx. 260 x 45 x 318	mm
Gewicht Weight	0,7	kg
Seitenanzahl Einschubfolie Number of foil pages	3	Stück pieces

# CC0402 Sample Kit XL



PRELIMINARY February 2011

## Sortiment Inhalt Sample Kit Content

Nr.	Wert	Dielektrikum	Spannungs- festigkeit	Toleranz	Herstellernummer (7 Zoll Bauteilrolle)
Nbr.	Value	Dielectric- material	Rated voltage	Tolerance	Ordering Code (7 inch dia. Reel)
1	0,47pF	NP0	50 V <sub>dc</sub>	±0,25pF	CC0402CRNPO9BNR47
2	0,68pF	NP0	50 V <sub>dc</sub>	±0,10pF	CC0402BRNPO9BNR68
3	1pF	NP0	50 V <sub>dc</sub>	±0,25pF	CC0402CRNPO9BN1R0
4	1,5pF	NP0	50 V <sub>dc</sub>	±0,25pF	CC0402CRNPO9BN1R5
5	2,2pF	NP0	50 V <sub>dc</sub>	±0,25pF	CC0402CRNPO9BN2R2
6	3,3pF	NP0	50 V <sub>dc</sub>	±0,25pF	CC0402CRNPO9BN3R3
7	4,7pF	NP0	50 V <sub>dc</sub>	±0,25pF	CC0402CRNPO9BN4R7
8	6,8pF	NP0	50 V <sub>dc</sub>	±0,25pF	CC0402DRNPO9BN6R8
9	10pF	NP0	50 V <sub>dc</sub>	±5%	CC0402JRNPO9BN100
10	15pF	NP0	50 V <sub>dc</sub>	±5%	CC0402JRNPO9BN150
11	22pF	NP0	50 V <sub>dc</sub>	±5%	CC0402JRNPO9BN220
12	33pF	NP0	50 V <sub>dc</sub>	±5%	CC0402JRNPO9BN330
13	47pF	NP0	50 V <sub>dc</sub>	±5%	CC0402JRNPO9BN470
14	68pF	NP0	50 V <sub>dc</sub>	±5%	CC0402JRNPO9BN680
15	100pF	NP0	50 V <sub>dc</sub>	±5%	CC0402JRNPO9BN101
16	150pF	NP0	50 V <sub>dc</sub>	±5%	CC0402JRNPO9BN151
17	220pF	NP0	50 V <sub>dc</sub>	±5%	CC0402JRNPO9BN221
18	100pF	X7R	50 V <sub>dc</sub>	±10%	CC0402KRX7R9BB101
19	150pF	X7R	50 V <sub>dc</sub>	±10%	CC0402KRX7R9BB151
20	220pF	X7R	50 V <sub>dc</sub>	±10%	CC0402KRX7R9BB221
21	330pF	X7R	50 V <sub>dc</sub>	±10%	CC0402KRX7R9BB331
22	470pF	X7R	50 V <sub>dc</sub>	±10%	CC0402KRX7R9BB471
23	680pF	X7R	50V <sub>dc</sub>	±10%	CC0402KRX7R9BB681
24	1nF	X7R	50 V <sub>dc</sub>	±10%	CC0402KRX7R9BB102
25	1,5nF	X7R	50 V <sub>dc</sub>	±10%	CC0402KRX7R9BB152
26	2,2nF	X7R	50 V <sub>dc</sub>	±10%	CC0402KRX7R9BB222
27	3,3nF	X7R	50 V <sub>dc</sub>	±10%	CC0402KRX7R9BB332
28	4,7nF	X7R	50 V <sub>dc</sub>	±10%	CC0402KRX7R9BB472
29	6,8nF	X7R	50 V <sub>dc</sub>	±10%	CC0402KRX7R9BB682
30	10nF	X7R	16 V <sub>dc</sub>	±10%	CC0402KRX7R7BB103
31	15nF	X7R	16 V <sub>dc</sub>	±10%	CC0402KRX7R7BB153
32	22nF	X7R	16 V <sub>dc</sub>	±10%	CC0402KRX7R7BB223
33	47nF	X7R	10V <sub>dc</sub>	±10%	CC0402KRX7R6BB473
34	100nF	X7R	10V <sub>dc</sub>	±10%	CC0402KRX7R6BB104

# CC0402 Sample Kit XL



PRELIMINARY February 2011

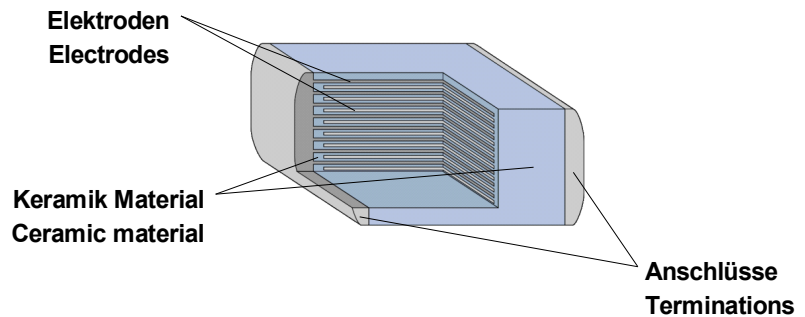
---

35	47nF	Y5V	16 V <sub>dc</sub>	-20/+80%	CC0402ZRY5V7BB473
36	100nF	Y5V	16 V <sub>dc</sub>	-20/+80%	CC0402ZRY5V7BB104

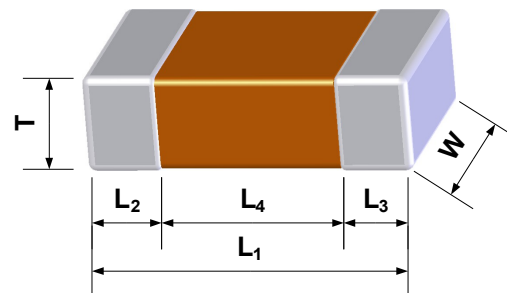
## Bauteile technische Daten<sup>1</sup> Components technical specifications<sup>1</sup>



Bezeichnung Parameter	Wert Value	Einheit Unit
Bauteilgröße Component size	0402	
Hersteller Manufacturer	YAGEO	
Bauteilserie Component series	CC0402	
Bauteiltoleranz Tolerance of the components	Siehe Tabelle: „Sortiment Inhalt“ See table: „Sample Kit Content“	



Bezeichnung Type	CC0402	Einheit Unit
L <sub>1</sub>	1,00 ±0,05	mm
W	0,50 ±0,05	mm
T	min. 0,45	mm
	max. 0,55	mm
L <sub>2</sub> / L <sub>3</sub>	min. 0,15	mm
	max. 0,30	mm
L <sub>4</sub>	min. 0,40	mm



Keramik Chip Kondensator Aufbau und Dimensionen (Quelle: Datenblatt YAGEO)  
Ceramic Chip Capacitor construction and dimension (source: datasheet YAGEO)

Für weitere Informationen über die Bauteile wir auf das Datenblatt oder die Webseite des Herstellers verwiesen.

For more informations regarding the component please see manufacturer's datasheet and/or website.

<sup>1</sup> Bitte Hinweise am Ende des Dokuments beachten.  
Important notices at the end of this datasheet.

**Published by**  
**AGL Technology GmbH**  
**55270 Jugenheim**  
**Germany**  
[www.sample-kits.com](http://www.sample-kits.com)

The information given in this document shall in no event be regarded as a guarantee of conditions or characteristics. With respect to any hints given herein, any values and/or information regarding the components. AGL Technology hereby disclaims any and all warranties and liabilities of any kind, including without limitation warranties of non infringement of intellectual property rights of any third party.

#### Warnings

The given information about the components are based on datasheets of the manufacturer. For further information the AGL Technology refers to the website and the datasheets of the components manufacturer. The intended use of this sample kit is for development and research. The sample kit or parts of it should not be used for any other purpose.

#### Notice

Products and company names listed are trademarks or trade names of their respective companies.