

professional sample kit for development and research

CC0603 Sample Kit XXL

Kondensatorsortiment
Capacitor Designer Kit

Baugröße: 0603
Component size: 0603

RoHS konform
RoHS Compliance



XXL

Sortiment / sample kit

Wesentliche Merkmale

- ◆ Bauteilgröße 0603
- ◆ Großer Wertebereich 7 Dekaden
- ◆ IEC Reihe E6
- ◆ Bauteilzahl pro Wert 50 / 100 Stk.
- ◆ RoHS konform ✓
- ◆ Praktisches Ordner Sortimentsystem

Features

- ◆ Component size 0603
- ◆ Wide range of values 7 decades
- ◆ International standard IEC E6
- ◆ number of components / value 50 / 100 pieces
- ◆ RoHS Compliance ✓
- ◆ convenient folder - sample kit system

Anwendungen

- ◆ Entwicklung
- ◆ Forschung
- ◆ Labor

Applications

- ◆ Development
- ◆ Research
- ◆ Labor

Please be aware that an important notice concerning availability, standard warranty, and use in applications of AGL Technology GmbH products and disclaimers thereto appears at the end of this data sheet.

Products and company names listed are trademarks or trade names of their respective companies.


Copyright © 2008 AGL Technology GmbH

www.sample-kits.com

Foliensystem und Bauteilentnahme. Foil - system and how to take out the components.



Foliensystem / foil - system



in Benutzung / in use

Eigenschaften des Sortiments Characteristics of the sample kit

Bezeichnung Parameter	Wert Value	Einheit Unit
Bauteilgröße Component size	0603	
Bauteiltoleranz Tolerance of the Components	Siehe Tabelle: „Sortiment Inhalt“ See table: „Sample Kit Content“	
Wertebereich Range of values	0,47pF - 2,2µF	
IEC-Reihe IEC standart	E-6	
Anzahl der Werte Number of values	48	
Bauteile pro Wert Number of parts per value	50 / 100	Stück pieces
Bauteile gesamt Number of parts in total	2400/ 4800	Stück pieces
RoHS konform RoHS Compliance	✓	
Sortimentsystem Sample kit system	A4 Ringordner A4 ring binder	
Abmessungen (L x B x H): Dimensions (l x w x h)	ca. / approx. 260 x 45 x 318	mm
Gewicht Weight	0,7 / 0,9	kg
Seitenanzahl Einschubfolie Number of foil pages	4 / 7	Stück pieces

Sortiment Inhalt Sample Kit Content

Nr.	Wert	Dielektrikum	Spannungs- festigkeit	Toleranz	Herstellernummer (7 Zoll Bauteilrolle)
Nbr.	Value	Dielectric- material	Rated voltage	Tolerance	Ordering Code (7 inch dia. Reel)
1	0,47pF	NPO	50 Vdc	±0,25pF	CC0603CRNPO9BNR47
2	0,68pF	NPO	50 Vdc	±0,25pF	CC0603CRNPO9BNR68
3	1pF	NPO	50 Vdc	±0,25pF	CC0603CRNPO9BN1R0
4	1,5pF	NPO	50 Vdc	±0,25pF	CC0603CRNPO9BN1R5
5	2,2pF	NPO	50 Vdc	±0,25pF	CC0603CRNPO9BN2R2
6	3,3pF	NPO	50 Vdc	±0,25pF	CC0603CRNPO9BN3R3
7	4,7pF	NPO	50 Vdc	±0,25pF	CC0603CRNPO9BN4R7
8	6,8pF	NPO	50 Vdc	±0,5pF	CC0603DRNPO9BN6R8
9	10pF	NPO	50 Vdc	±5%	CC0603JRNPO9BN100
10	15pF	NPO	50 Vdc	±5%	CC0603JRNPO9BN150
11	22pF	NPO	50 Vdc	±5%	CC0603JRNPO9BN220
12	33pF	NPO	50 Vdc	±5%	CC0603JRNPO9BN330
13	47pF	NPO	50 Vdc	±5%	CC0603JRNPO9BN470
14	68pF	NPO	50 Vdc	±5%	CC0603JRNPO9BN680
15	100pF	NPO	50 Vdc	±5%	CC0603JRNPO9BN101
16	150pF	NPO	50 Vdc	±5%	CC0603JRNPO9BN151
17	220pF	NPO	50 Vdc	±5%	CC0603JRNPO9BN221
18	330pF	NPO	50 Vdc	±5%	CC0603JRNPO9BN331
19	470pF	NPO	50 Vdc	±5%	CC0603JRNPO9BN471
20	680pF	NPO	50 Vdc	±5%	CC0603JRNPO9BN681
21	1000pF	NPO	25 Vdc	±5%	CC0603JRNPO8BN102
22	1500pF	NPO	25 Vdc	±5%	CC0603JRNPO8BN152
23	100pF	X7R	50 Vdc	±10%	CC0603KRX7R9BB101
24	150pF	X7R	50 Vdc	±10%	CC0603KRX7R9BB151
25	220pF	X7R	50 Vdc	±10%	CC0603KRX7R9BB221
26	330pF	X7R	50 Vdc	±10%	CC0603KRX7R9BB331
27	470pF	X7R	50 Vdc	±10%	CC0603KRX7R9BB471
28	680pF	X7R	50 Vdc	±10%	CC0603KRX7R9BB681
29	1nF	X7R	50 Vdc	±10%	CC0603KRX7R9BB102
30	1,5nF	X7R	50 Vdc	±10%	CC0603KRX7R9BB152
31	2,2nF	X7R	50 Vdc	±10%	CC0603KRX7R9BB222
32	3,3nF	X7R	50 Vdc	±10%	CC0603KRX7R9BB332
33	4,7nF	X7R	50 Vdc	±10%	CC0603KRX7R9BB472
34	6,8nF	X7R	50 Vdc	±10%	CC0603KRX7R9BB682


CC0603 Sample Kit XXL



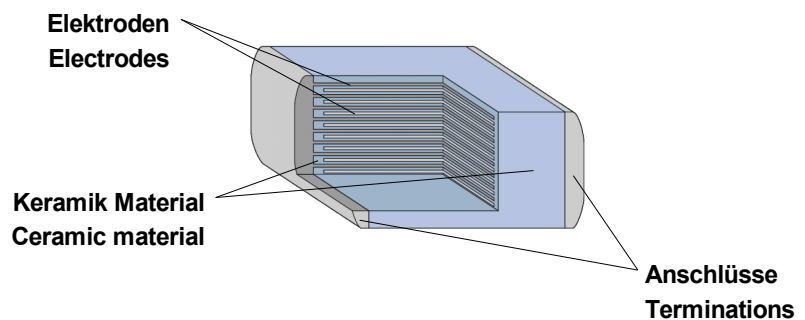
PRELIMINARY April 2008

35	10nF	X7R	50 Vdc	±10%	CC0603KRX7R9BB103
36	15nF	X7R	50 Vdc	±10%	CC0603KRX7R9BB153
37	22nF	X7R	25 Vdc	±10%	CC0603KRX7R8BB223
38	33nF	X7R	25 Vdc	±10%	CC0603KRX7R8BB333
39	47nF	X7R	25 Vdc	±10%	CC0603KRX7R8BB473
40	68nF	X7R	25 Vdc	±10%	CC0603KRX7R8BB683
41	100nF	X7R	16 Vdc	±10%	CC0603KRX7R7BB104
42	150nF	X7R	16 Vdc	±10%	CC0603KRX7R7BB154
43	220nF	X7R	16 Vdc	±10%	CC0603KRX7R7BB224
44	220nF	Y5V	16 Vdc	-20/+80%	CC0603ZRY5V7BB224
45	330nF	Y5V	16 Vdc	-20/+80%	CC0603ZRY5V7BB334
46	470nF	Y5V	16 Vdc	-20/+80%	CC0603ZRY5V7BB474
47	1µF	Y5V	16 Vdc	-20/+80%	CC0603ZRY5V7BB105
48	2,2µF	Y5V	16 Vdc	-20/+80%	CC0603ZRY5V7BB225

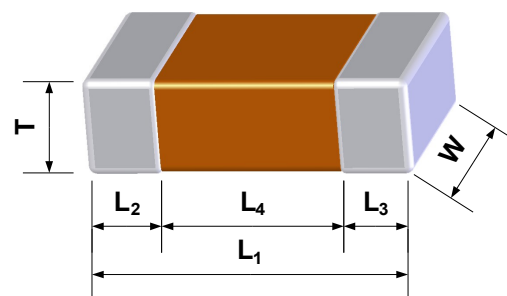
Bauteile technische Daten¹ Components technical specifications¹



Bezeichnung Parameter	Wert Value	Einheit Unit
Bauteilgröße Component size	0603	
Hersteller Manufacturer	YAGEO	
Bauteilserie Component series	CC0603	
Bauteiltoleranz Tolerance of the components	Siehe Tabelle: „Sortiment Inhalt“ See table: „Sample Kit Content“	



Bezeichnung Type	CC0603	Einheit Unit
L ₁	1,60 ±0,10	mm
W	0,80 ±0,07	mm
T	min. 0,73	mm
	max. 0,87	mm
L ₂ / L ₃	min. 0,20	mm
	max. 0,50	mm
L ₄	min. 0,60	mm



Keramik Chip Kondensator Aufbau und Dimensionen (Quelle: Datenblatt YAGEO)
Ceramic Chip Capacitor construction and dimension (source: datasheet YAGEO)

Für weitere Informationen über die Bauteile wir auf das Datenblatt oder die Webseite des Herstellers verwiesen.
For more informations regarding the component please see manufacturer's datasheet and/or website.

¹ Bitte Hinweise am Ende des Dokuments beachten.
Important notices at the end of this datasheet.

Published by
AGL Technology GmbH
55270 Jugenheim
Germany
www.sample-kits.com

The information given in this document shall in no event be regarded as a guarantee of conditions or characteristics. With respect to any hints given herein, any values and/or information regarding the components. AGL Technology hereby disclaims any and all warranties and liabilities of any kind, including without limitation warranties of non infringement of intellectual property rights of any third party.

Warnings

The given information about the components are based on datasheets of the manufacturer. For further information the AGL Technology refers to the website and the datasheets of the components manufacturer. The intended use of this sample kit is for development and research. The sample kit or parts of it should not be used for any other purpose.

Notice

Products and company names listed are trademarks or trade names of their respective companies.